

**Quarterly Revenue Mobilization Report of 31 Pourashavas
Third Urban Governance and Infrastructure Improvement (Sector) Project (UGIIP-III)
ADB Loan No. 3142-BAN (SF)**

Reporting Period: January-March /2021-2022

1. Name of Pourashava : Joypurhat Pourashava. Joypurhat.
 2. Year of Most Recent Re-Assessment (effective) : 2020-2021
 3. Year of Previous Re-Assessment : 2015-2016
 4. Due year of next Re-Assessment : 2025-2026
 5. Number of Holdings 14587

Sector	Period	2019-2020	2020-2021	2021-2022
Govt. & Autonomous Institutions		117	110	110
Private		14,319	14,400	14,477
Total		14436	14510	14587

6. (a) Status of Arrear Tax Collection of only Govt. Offices & Autonomous Institutions

Sector	Period	Demand	Collection	Efficiency in (%)
2019-2020	Yearly	1,118,892.00	1,008,649.00	90%
2020-2021	Yearly	1,227,494.00	1,204,274.00	98%
2021-2022	Yearly	2,050,699.00	1,572,660.00	77%
	1st quarter	512,674.75	612,678.00	120%
	2nd quarter	512,674.75	379,347.00	74%
	3rd quarter	512,674.75	580,635.00	113%
	4th quarter	512,674.75		
	Total (1 Qr To 1th Qr)	2,050,699.00	1,572,660.00	77%

6. (b) Status of Arrear Tax Collection (Private)

Sector	Period	Demand	Collection	Efficiency in (%)
2019-2020	Yearly	990,113.00	879,372.00	89%
2020-2021	Yearly	1,047,979.00	971,032.00	93%
2021-2022	Yearly	1,231,846.00	970,226.00	79%
	1st quarter	307,961.50	407,161.00	132%
	2nd quarter	307,961.50	282,528.00	92%
	3rd quarter	307,961.50	280,537.00	91%
	4th quarter	307,961.50		
	Total (1 Qr To 1st Qr)	1,231,846.00	970,226.00	79%

7. (a) Status of Current Tax Collection of only Govt. Offices & Autonomous Institutions

Sector	Period	Demand	Collection	Efficiency in (%)
2019-2020	Yearly	11,008,680.00	10,445,587.00	95%
2020-2021	Yearly	18,530,180.00	15,865,092.00	86%
2021-2022	Yearly	18,460,180.00	13,316,399.00	72%
	1st quarter	4,615,045.00	6,037,298.00	131%
	2nd quarter	4,615,045.00	3,241,043.00	70%
	3rd quarter	4,615,045.00	4,038,058.00	87%
	4th quarter	4,615,045.00		
	Total (1 Qr To 1st Qr)	18,460,180.00	13,316,399.00	72%

7.(b) Status of Current Tax Collection (Private)

Sector	Period	Demand	Collection	Efficiency in (%)
2019-2020	Yearly	5,688,696.00	4,274,026.00	75%
2020-2021	Yearly	7,267,080.00	6,862,455.00	94%
2021-2022	Yearly	7,348,680.00	6,117,922.00	83%
	1st quarter	1,837,170.00	1,908,546.00	104%
	2nd quarter	1,880,120.00	2,213,378.00	118%
	3rd quarter	1,874,197.00	1,995,998.00	106%
	4th quarter	1,837,170.00		
	Total (1 Qr To 1st Qr)	7,428,657.00	6,117,922.00	82%

8. Status of other own source revenue (see the areas/break up at Sl.-11)

Sector	Period	Demand	Collection	Efficiency in (%)
2019-2020	Yearly	73,874,934.00	64,071,893.00	87%
2020-2021	Yearly	79,053,215.00	95,677,103.00	121%
2021-2022	Yearly	101,417,729.00	53,111,440.00	52%
	1st quarter	25354432.25	12,460,302.00	49%
	2nd quarter	25354432.25	16,113,659.00	64%
	3rd quarter	25354432.25	24,537,479.00	97%
	4th quarter	25354432.25		
	Total (1 Qr To 1st Qr)	101,417,729.00	53,111,440.00	52%

9. Up to date Status of Total all own source revenue (Arrear + Current + Others)


Sector	Period	Demand	Collection	Efficiency in (%)
2019-2020	1. Total holding related tax	18,972,849.00	16,894,919.00	89%
	2. Other Own	73,874,934.00	64,071,893.00	87%
	3. Total	92,847,783.00	80,966,812.00	176%
2020-2021	1. Total holding related tax	27,930,980.00	24,648,435.00	88%
	2. Other Own Sources income	79,053,215.00	95,677,103.00	121%
	3. Total	106,984,195.00	120,325,538.00	209%
2021-2022	1. Total holding related tax	29,171,382.00	21,977,207.00	75%
	2. Other Own	101,417,729.00	53,111,440.00	52%
	3. Total	130,589,111.00	75,088,647.00	57%


10. Changes during the period


Additional information required	Period (FY-2020-21)	Number of holdings	Amount of tax imposed
Total no. of new holdings added to assessment list through interim assessment	1st Qr-	29	11,600.00
	2nd Qr	48	42,950.00
	3rd Qr	57	37,027.00
	4th Qr		
	Total =	134	91,577.00
Total no. of existing holdings re-valued and assessed through interim assessment	1st Qr-		
	2nd Qr		
	3rd Qr		
	4th Qr		
	Total =		
Number of Distress Warrant executed and amount realised through distress warrant	1st Qr-		
	2nd Qr		
	3rd Qr		
	4th Qr		
	Total =		

11. Amount realized from other own sources : (Break up of Sl. 8)

Income Head	1st Quarter (BDT)	2nd Quarter (BDT)	3rd Quarter (BDT)	4th Quarter (BDT)
Trade license	1,400,463.00	964,888.00	285,057.00	
Rickshaw license	104,800.00	794600	-	
Rickshaw driver license	40,000.00	105,000.00	9,800.00	
Pourashava owned shops	431,611.00	405,021.00	444,921.00	
Haat/Bazar	1,900,000.00	3,500,000.00	1,421,101.00	
Ferry Ghat	-		-	
Bus Terminal	150,000.00	150,000.00	150,000.00	
Cinema Hall	-		0	
Tanks	-		0	
Others	8,433,428.00	10,194,150.00	22,226,600.00	
Total =	12,460,302.00	16,113,659.00	24,537,479.00	


Accounts Officer
Joypurhat Pourashava


Secretary
Joypurhat Pourashava


Mayor
Joypurhat Pourashava